

## CERTIFICATE OF ANALYSIS

**Client:** TTI Environmental Inc.  
1253 North Church St.  
Moorestown NJ 08057

**Report Date:** 12/21/2016  
**Report No.:** 525743 - Lead Water  
**Project:** Lumberton BOE (Lumberton Middle School)  
**Project No.:** 16-1334

**Client:** TTI379

### LEAD WATER SAMPLE ANALYSIS SUMMARY

**Lab No.:**6104265                      **Location:**Blank                      **Result(ppb):**<2.00  
**Client No.:**BLANK

**Lab No.:**6104266                      **Location:**Sprinkler Rm, Interior Hose Bib                      **Result(ppb):**<2.00  
**Client No.:**LMS-IHB-SR

**Lab No.:**6104267                      **Location:**Kitchen (Left), Sink Faucet                      **Result(ppb):**<2.00  
**Client No.:**LMS-SF-KL

**Lab No.:**6104268                      **Location:**Kitchen (Right), Sink Faucet                      **Result(ppb):**2.30  
**Client No.:**LMS-SF-KR

**Lab No.:**6104269                      **Location:**Kitchen (Single), Sink Faucet                      **Result(ppb):**3.70  
**Client No.:**LMS-SF-KS

**Lab No.:**6104270                      **Location:**Kitchen, Ice Machine                      **Result(ppb):**<2.00  
**Client No.:**LMS-IM-K

**Lab No.:**6104271                      **Location:**Kitchen, Steamer                      **Result(ppb):**3.70  
**Client No.:**LMS-ST-K

**Lab No.:**6104272                      **Location:**Faculty Rm, Sink Faucet                      **Result(ppb):**3.70  
**Client No.:**LMS-SF-FR

**Lab No.:**6104273                      **Location:**Main Office Kitchenette, Sink Faucet                      **Result(ppb):**3.70  
**Client No.:**LMS-SF-MOK

**Lab No.:**6104274                      **Location:**Rm 112-Faculty, Sink Faucet                      **Result(ppb):**2.40  
**Client No.:**LMS-SF-R112F

Please refer to the Appendix of this report for further information regarding your analysis.

**Date Received:** 12/12/2016

**Date Analyzed:** 12/21/2016

**Signature:** 

**Analyst:** Mark Stewart

**Approved By:** 

Frank E. Ehrenfeld, III  
Laboratory Director

## CERTIFICATE OF ANALYSIS

**Client:** TTI Environmental Inc.  
1253 North Church St.  
Moorestown NJ 08057

**Report Date:** 12/21/2016  
**Report No.:** 525743 - Lead Water  
**Project:** Lumberton BOE (Lumberton Middle School)  
**Project No.:** 16-1334

**Client:** TTI379

### LEAD WATER SAMPLE ANALYSIS SUMMARY

**Lab No.:**6104275                      **Location:**Hall At 301, Water Cooler                      **Result(ppb):**<2.00  
**Client No.:**LMS-WC-H301

**Lab No.:**6104276                      **Location:**Hall Across 215, Water Cooler                      **Result(ppb):**51.2  
**Client No.:**LMS-WC-H215

**Lab No.:**6104277                      **Location:**Rm 110-Library Office, Sink                      **Result(ppb):**14.3  
**Client No.:**LMS-SB-R110LO                      W/Bubbler

**Lab No.:**6104278                      **Location:**Rm 215-Office, Sink W/Bubbler                      **Result(ppb):**26.2  
**Client No.:**LMS-SB-R2150

**Lab No.:**6104279                      **Location:**Rm 215, Sink W/Bubbler                      **Result(ppb):**<2.00  
**Client No.:**LMS-SB-R215

**Lab No.:**6104280                      **Location:**Rm 214 (Left), Sink W/Bubbler                      **Result(ppb):**<2.00  
**Client No.:**LMS-SB-R214L


**Lab No.:**6104281                      **Location:**Rm 214 (Right), Sink W/Bubbler                      **Result(ppb):**<2.00  
**Client No.:**LMS-SB-R214R


**Lab No.:**6104282                      **Location:**Hall Adjacent 206 (Left), Water                      **Result(ppb):**<2.00  
**Client No.:**LMS-WC-H206L                      Cooler

**Lab No.:**6104283                      **Location:**Hall Adjacent 206 (Right), Water                      **Result(ppb):**<2.00  
**Client No.:**LMS-WC-H206R                      Cooler

**Lab No.:**6104284                      **Location:**Hall At Boys RR/Storage Near 503,                      **Result(ppb):**<2.00  
**Client No.:**LMS-WC-R503L                      Water Cooler

Please refer to the Appendix of this report for further information regarding your analysis.

**Date Received:** 12/12/2016  
**Date Analyzed:** 12/21/2016  
**Signature:**   
**Analyst:** Mark Stewart

**Approved By:**   
Frank E. Ehrenfeld, III  
Laboratory Director

## CERTIFICATE OF ANALYSIS

**Client:** TTI Environmental Inc.  
1253 North Church St.  
Moorestown NJ 08057

**Report Date:** 12/21/2016  
**Report No.:** 525743 - Lead Water  
**Project:** Lumberton BOE (Lumberton Middle School)  
**Project No.:** 16-1334

**Client:** TTI379

### LEAD WATER SAMPLE ANALYSIS SUMMARY

**Lab No.:**6104285                      **Location:**Hall At Boys RR/Storage Near 503,                      **Result(ppb):**<2.00  
**Client No.:**LMS-WC-R503R                      Water Cooler

**Lab No.:**6104286                      **Location:**Rm 505, Sink W/Bubbler                      **Result(ppb):**<2.00  
**Client No.:**LMS-SB-R505

**Lab No.:**6104287                      **Location:**Rm 506, Sink W/Bubbler                      **Result(ppb):**<2.00  
**Client No.:**LMS-SB-R506

**Lab No.:**6104288                      **Location:**Rm 507, Sink W/Bubbler                      **Result(ppb):**<2.00  
**Client No.:**LMS-SB-R507

**Lab No.:**6104289                      **Location:**Rm 508, Sink W/Bubbler                      **Result(ppb):**<2.00  
**Client No.:**LMS-SB-R508

**Lab No.:**6104290                      **Location:**Rm 509, Sink W/Bubbler                      **Result(ppb):**<2.00  
**Client No.:**LMS-SB-R509


**Lab No.:**6104291                      **Location:**Rm 510, Sink W/Bubbler                      **Result(ppb):**<2.00  
**Client No.:**LMS-SB-R510


**Lab No.:**6104292                      **Location:**Rm 511, Sink W/Bubbler                      **Result(ppb):**<2.00  
**Client No.:**LMS-SB-R511

**Lab No.:**6104293                      **Location:**Rm 512, Sink W/Bubbler                      **Result(ppb):**<2.00  
**Client No.:**LMS-SB-R512

**Lab No.:**6104294                      **Location:**Rm 513, Sink W/Bubbler                      **Result(ppb):**<2.00  
**Client No.:**LMS-SB-R513

Please refer to the Appendix of this report for further information regarding your analysis.

**Date Received:** 12/12/2016  
**Date Analyzed:** 12/21/2016  
**Signature:**   
**Analyst:** Mark Stewart

**Approved By:**   
Frank E. Ehrenfeld, III  
Laboratory Director

## CERTIFICATE OF ANALYSIS

**Client:** TTI Environmental Inc.  
1253 North Church St.  
Moorestown NJ 08057

**Report Date:** 12/21/2016  
**Report No.:** 525743 - Lead Water  
**Project:** Lumberton BOE (Lumberton Middle School)  
**Project No.:** 16-1334

**Client:** TTI379

### LEAD WATER SAMPLE ANALYSIS SUMMARY

**Lab No.:**6104295                      **Location:**Rm 503, Sink W/Bubbler                      **Result(ppb):**<2.00  
**Client No.:**LMS-SB-R503

**Lab No.:**6104296                      **Location:**Hall Adjacent 502/Storage (Left),                      **Result(ppb):**<2.00  
**Client No.:**LMS-WC-H502L                      Water Cooler

**Lab No.:**6104297                      **Location:**Hall Adjacent 502/Storage (Right),                      **Result(ppb):**<2.00  
**Client No.:**LMS-WC-H502R                      Water Cooler

**Lab No.:**6104298                      **Location:**Rm 504, Sink W/Bubbler                      **Result(ppb):**<2.00  
**Client No.:**LMS-SB-R501

**Lab No.:**6104299                      **Location:**Rm 514, Sink W/Bubbler                      **Result(ppb):**<2.00  
**Client No.:**LMS-SB-R514

**Lab No.:**6104300                      **Location:**Hall K100 By Exit (Left), Water                      **Result(ppb):**<2.00  
**Client No.:**LMS-WC-H308L                      Cooler


**Lab No.:**6104301                      **Location:**Hall K100 By Exit (Right), Water                      **Result(ppb):**<2.00  
**Client No.:**LMS-WC-H308R                      Cooler


**Lab No.:**6104302                      **Location:**Rm 1312, Sink W/Bubbler                      **Result(ppb):**<2.00  
**Client No.:**LMS-SB-R1312

**Lab No.:**6104303                      **Location:**Rm 1311, Sink W/Bubbler                      **Result(ppb):**<2.00  
**Client No.:**LMS-SB-R1311

**Lab No.:**6104304                      **Location:**Rm 1310, Sink W/Bubbler                      **Result(ppb):**<2.00  
**Client No.:**LMS-SB-R1310

Please refer to the Appendix of this report for further information regarding your analysis.

**Date Received:** 12/12/2016  
**Date Analyzed:** 12/21/2016  
**Signature:**   
**Analyst:** Mark Stewart

**Approved By:**   
Frank E. Ehrenfeld, III  
Laboratory Director

## CERTIFICATE OF ANALYSIS

**Client:** TTI Environmental Inc.  
1253 North Church St.  
Moorestown NJ 08057

**Report Date:** 12/21/2016  
**Report No.:** 525743 - Lead Water  
**Project:** Lumberton BOE (Lumberton Middle School)  
**Project No.:** 16-1334

**Client:** TTI379

### LEAD WATER SAMPLE ANALYSIS SUMMARY

**Lab No.:**6104305                      **Location:**Rm 1309, Sink W/Bubbler                      **Result(ppb):**<2.00  
**Client No.:**LMS-SB-R1309

**Lab No.:**6104306                      **Location:**Rm 1308, Sink W/Bubbler                      **Result(ppb):**<2.00  
**Client No.:**LMS-SB-R1308

**Lab No.:**6104307                      **Location:**Rm 1307, Sink W/Bubbler                      **Result(ppb):**<2.00  
**Client No.:**LMS-SB-R1307

**Lab No.:**6104308                      **Location:**Rm 1306, Sink W/Bubbler                      **Result(ppb):**<2.00  
**Client No.:**LMS-SB-R1306

**Lab No.:**6104309                      **Location:**Rm 1305, Sink W/Bubbler                      **Result(ppb):**<2.00  
**Client No.:**LMS-SB-R1305

**Lab No.:**6104310                      **Location:**Rm 311-Storage Wall, Sink W/Bubbler                      **Result(ppb):**<2.00  
**Client No.:**LMS-SB-R311


**Lab No.:**6104311                      **Location:**Rm 311-Window Wall, Sink W/Bubbler                      **Result(ppb):**<2.00  
**Client No.:**LMS-SB-R311WW


**Lab No.:**6104312                      **Location:**Rm 302-Nurse Entrance, Sink Faucet                      **Result(ppb):**<2.00  
**Client No.:**LMS-SF-R302NE

**Lab No.:**6104313                      **Location:**Rm 302-Nurse Left, Sink Faucet                      **Result(ppb):**3.00  
**Client No.:**LMS-SF-R302NL

**Lab No.:**6104314                      **Location:**Rm 302-Nurse Right-RR, Sink Faucet                      **Result(ppb):**<2.00  
**Client No.:**LMS-SF-R302NR

Please refer to the Appendix of this report for further information regarding your analysis.

**Date Received:** 12/12/2016  
**Date Analyzed:** 12/21/2016  
**Signature:**   
**Analyst:** Mark Stewart

**Approved By:**   
Frank E. Ehrenfeld, III  
Laboratory Director

## CERTIFICATE OF ANALYSIS

**Client:** TTI Environmental Inc.  
1253 North Church St.  
Moorestown NJ 08057

**Report Date:** 12/21/2016  
**Report No.:** 525743 - Lead Water  
**Project:** Lumberton BOE (Lumberton Middle School)  
**Project No.:** 16-1334

**Client:** TTI379

### LEAD WATER SAMPLE ANALYSIS SUMMARY

**Lab No.:**6104315                      **Location:**Hall Across 402, Water Cooler                      **Result(ppb):**<2.00  
**Client No.:**LMS-WC-H402

**Lab No.:**6104316                      **Location:**Rm 402 (Right 1), Sink Faucet                      **Result(ppb):**<2.00  
**Client No.:**LMS-SF-R402R1

**Lab No.:**6104317                      **Location:**Rm 402 (Right 2), Sink Faucet                      **Result(ppb):**<2.00  
**Client No.:**LMS-SF-R402R2

**Lab No.:**6104318                      **Location:**Rm 402 (Right 3), Sink Faucet                      **Result(ppb):**<2.00  
**Client No.:**LMS-SF-R402R3

**Lab No.:**6104319                      **Location:**Rm 402 (Right 4), Sink Faucet                      **Result(ppb):**5.50  
**Client No.:**LMS-SF-R402R4

**Lab No.:**6104320                      **Location:**Rm 402 (Left Rear), Sink Faucet                      **Result(ppb):**12.5  
**Client No.:**LMS-SF-R402LR


**Lab No.:**6104321                      **Location:**Rm 402 (Left Front), Sink Faucet                      **Result(ppb):**2.80  
**Client No.:**LMS-SF-R402LF


**Lab No.:**6104322                      **Location:**Hall At 405-Left, Water Cooler                      **Result(ppb):**<2.00  
**Client No.:**LMS-WC-H405L

**Lab No.:**6104323                      **Location:**Hall At 405-Right, Water Cooler                      **Result(ppb):**<2.00  
**Client No.:**LMS-WC-H405R

**Lab No.:**6104324                      **Location:**Hall Across 407-Left, Water Cooler                      **Result(ppb):**<2.00  
**Client No.:**LMS-WC-H407L

Please refer to the Appendix of this report for further information regarding your analysis.

**Date Received:** 12/12/2016  
**Date Analyzed:** 12/21/2016  
**Signature:**   
**Analyst:** Mark Stewart

**Approved By:**   
Frank E. Ehrenfeld, III  
Laboratory Director

## CERTIFICATE OF ANALYSIS

**Client:** TTI Environmental Inc.  
1253 North Church St.  
Moorestown NJ 08057

**Report Date:** 12/21/2016  
**Report No.:** 525743 - Lead Water  
**Project:** Lumberton BOE (Lumberton Middle School)  
**Project No.:** 16-1334

**Client:** TTI379

### LEAD WATER SAMPLE ANALYSIS SUMMARY

**Lab No.:**6104325                      **Location:**Hall Across 407-Right, Water Cooler                      **Result(ppb):**<2.00  
**Client No.:**LMC-WC-H407R

**Lab No.:**6104326                      **Location:**Rm 601, Sink W/Bubbler                      **Result(ppb):**<2.00  
**Client No.:**LMS-SB-R601

**Lab No.:**6104327                      **Location:**Hall Adjacent 601-Left, Water Cooler                      **Result(ppb):**<2.00  
**Client No.:**LMS-WC-H601L


**Lab No.:**6104328                      **Location:**Hall Adjacent 601-Right, Water Cooler                      **Result(ppb):**<2.00  
**Client No.:**LMS-WC-H601R


**Lab No.:**6104329                      **Location:**Rm 603, Sink Faucet                      **Result(ppb):**30.8  
**Client No.:**LMS-SF-R603

**Lab No.:**6104330                      **Location:**Rm 603, Sink W/Bubbler                      **Result(ppb):**<2.00  
**Client No.:**LMS-SB-R603

**Lab No.:**6104331                      **Location:**Rm 605-Copy Rm, Sink Faucet                      **Result(ppb):**10.5  
**Client No.:**LMS-SF-R605CR

Please refer to the Appendix of this report for further information regarding your analysis.

**Date Received:** 12/12/2016  
**Date Analyzed:** 12/21/2016  
**Signature:**   
**Analyst:** Mark Stewart

**Approved By:**   
Frank E. Ehrenfeld, III  
Laboratory Director



## CERTIFICATE OF ANALYSIS

**Client:** TTI Environmental Inc.  
1253 North Church St.  
Moorestown NJ 08057

**Report Date:** 12/21/2016  
**Report No.:** 525743 - Lead Water  
**Project:** Lumberton BOE (Lumberton Middle School)  
**Project No.:** 16-1334

**Client:** TTI379

### Appendix to Analytical Report:

**Customer Contact:** TTI Reports

**Analysis:** AAS-GF - ASTM D3559-08D, USEPA 40CFR 141.11B, 2010

This appendix seeks to promote greater understanding of any observations, exceptions, special instructions, or circumstances that the laboratory needs to communicate to the client concerning the above samples. The information below is used to help promote your ability to make the most informed decisions for you and your customers. Please note the following points of contact for any questions you may have.

**iATL Customer Service:** customerservice@iatl.com

**iATL Office Manager:** cdavis@iatl.com

**iATL Account Representative:** Shirley Clark

**Sample Login Notes:** See Batch Sheet Attached

**Sample Matrix:** Water

**Exceptions Noted:** See Following Pages

#### General Terms, Warrants, Limits, Qualifiers:

General information about iATL capabilities and client/laboratory relationships and responsibilities are spelled out in iATL policies that are listed at [www.iATL.com](http://www.iATL.com) and in our Quality Assurance Manual per ISO 17025 standard requirements. The information therein is a representation of iATL definitions and policies for turnaround times, sample submittal, collection media, blank definitions, quantification issues and limit of detection, analytical methods and procedures, sub-contracting policies, results reporting options, fees, terms, and discounts, confidentiality, sample archival and disposal, and data interpretation.

iATL warrants the test results to be of a precision normal for the type and methodology employed for each sample submitted. iATL disclaims any other warrants, expressed or implied, including warranty of fitness for a particular purpose and warranty of merchantability. iATL accepts no legal responsibility for the purpose for which the client uses test results. Any analytical work performed must be governed by our Standard Terms and Conditions. Prices, methods and detection limits may be changed without notification. Please contact your Customer Service Representative for the most current information.

This confidential report relates only to those item(s) tested and does not represent an endorsement by NIST-NVLAP, AIHA LAP LLC, or any agency of local, state or province governments nor of any agency of the U.S. government.

This report shall not be reproduced except in full, without written approval of the laboratory.

#### Information Pertinent to this Report:

Analysis by AAS Graphite Furnace:

- ASTM D3559-08D, USEPA 40CFR 141.11B, 2010

- USEPA 200.9Pb, AAS-GF, RL <2 ppb/sample

- USEPA SW 846-7000B:7421 - Pb(AAS-GF, RL <2 ppb/sample)

Certification:

- NYS-DOH No. 11021

- NJDEP No. 03863

Regulatory limit for lead in drinking water is 15.0 parts per billion as cited in EPA 40 CFR 141.11 National Primary Drinking Water Regulations, Subpart B: Maximum contaminant levels for inorganic chemicals.

All results are based on the samples as received at the lab. iATL assumes that appropriate sampling methods have been used and that the data upon which these results are based have been accurately supplied by the client.

Sample results are not corrected for contamination by field or analytical blanks.

PPB = Parts per billion. 1 µg/L = 1 ppb MDL = 0.24 PPB Reporting Limit (RL) = 2.0 PPB

#### Disclaimers / Qualifiers:

There may be some samples in this project that have a "NOTE:" associated with a sample result. We use added disclaimers or qualifiers to inform the client about something that requires further explanation. Here is a complete list with highlighted disclaimers pertinent to this project. For a full explanation of these and other disclaimers, please inquire at [customerservice@iatl.com](mailto:customerservice@iatl.com).

Water Sample Turbidity greater than 1.0 NTU does not meet Federal and NJ State Primary & Secondary Drinking Water Standards.